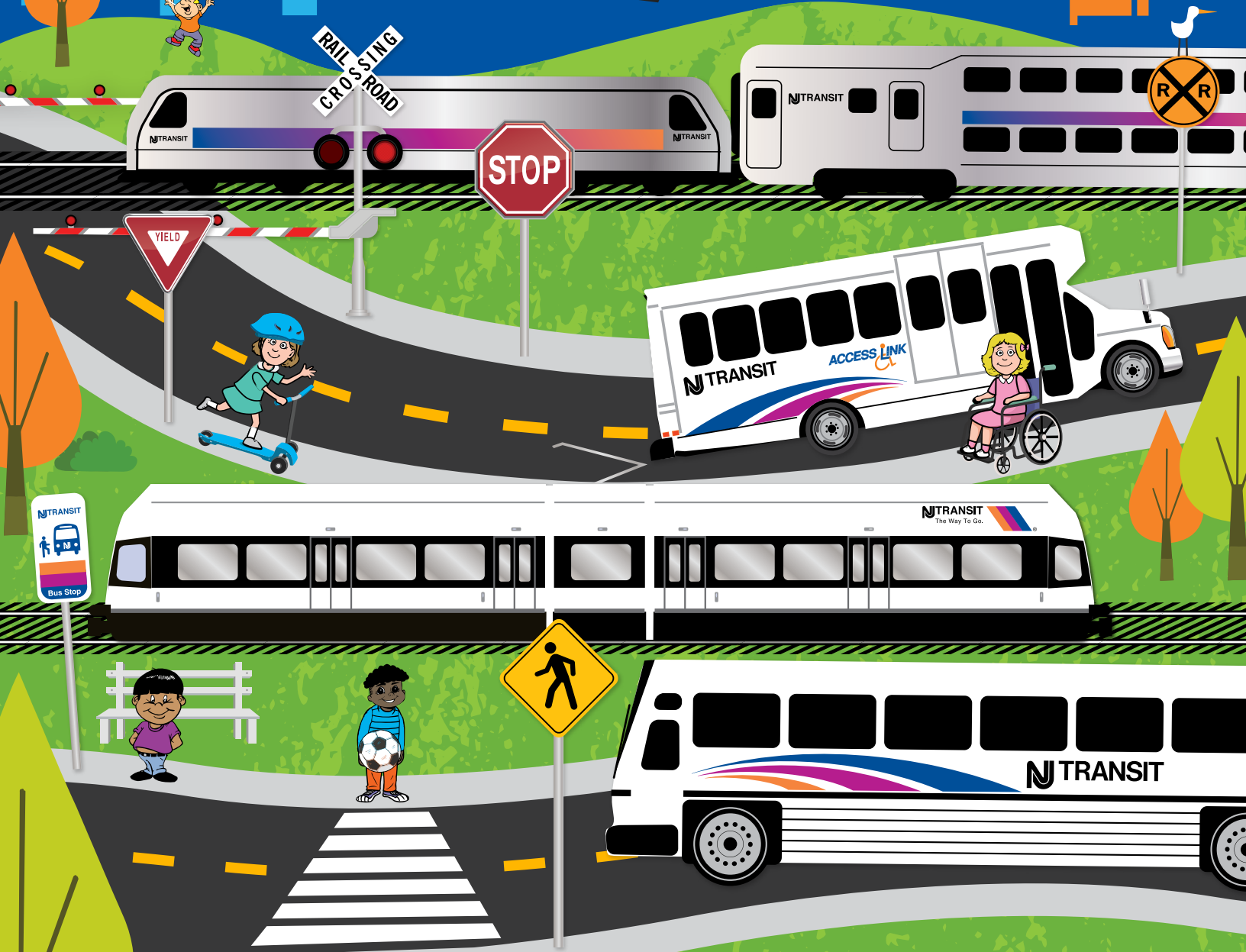


Safety Rules!

NJ TRANSIT

Activity Book



FIND OUT ABOUT OUR EDUCATION PROGRAMS TRANSIT



WELCOME
TO THE



Safety Rules!

NJ TRANSIT

Activity Book

where we will learn how to be safe around buses, light rail and trains. Have fun coloring, finding words and solving puzzles about tracks, signs, crosswalks and much more!


No matter where you want to go, NJ TRANSIT will help you get there safely using over **250 bus routes**, **3 light rail lines** and **12 commuter rail lines**, all over the state. Safety always comes first when going to and from school, biking, skateboarding or just walking about.

SIGN YOUR NAME HERE & ENJOY YOUR BOOK!



RAILROAD CROSSING

SIGNS



Color by Number




1



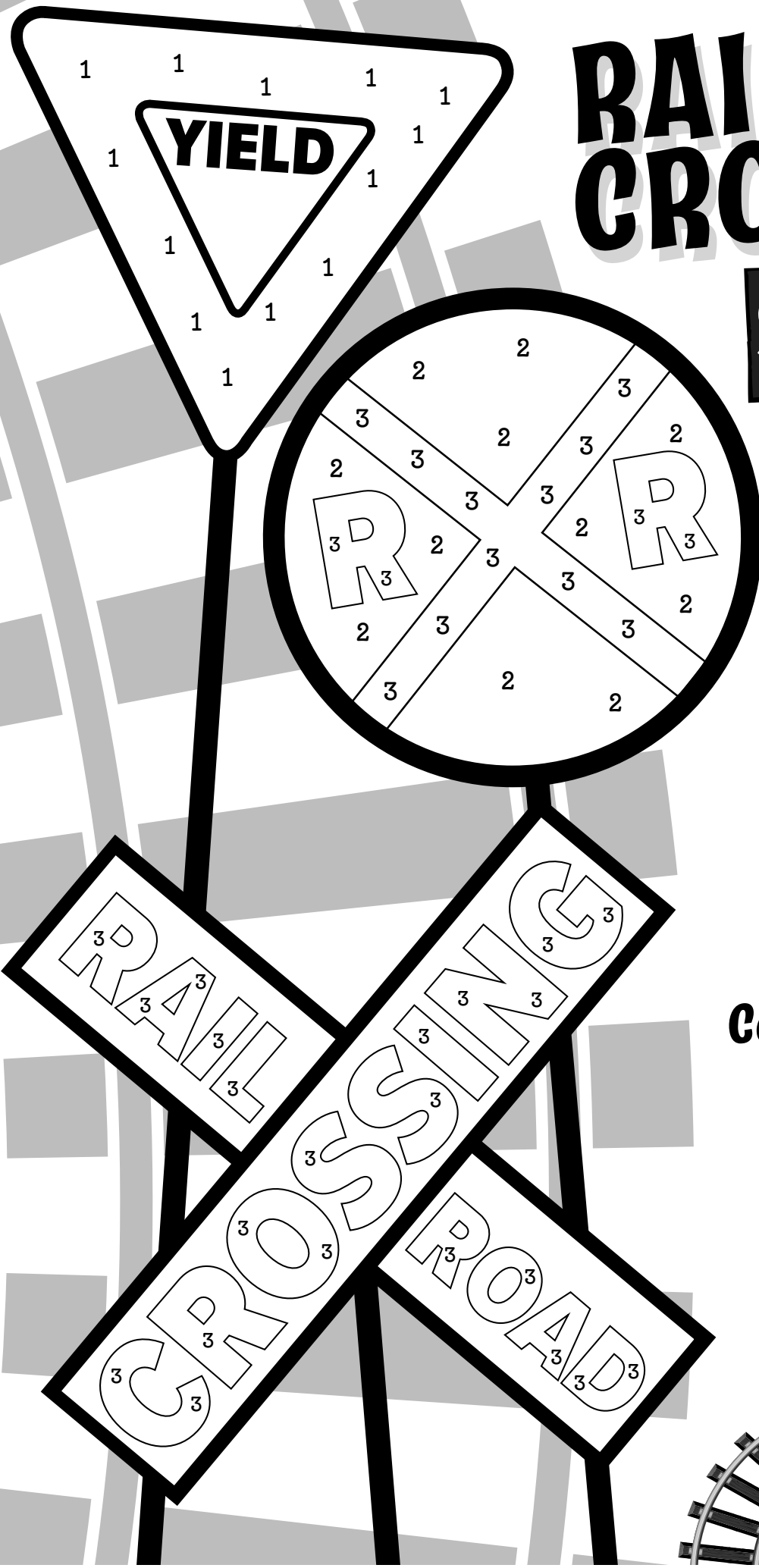
2



3



1



BIKE SAFETY TIPS



Obey all traffic laws.


Wear a properly fitted helmet.
Stay alert at all times.

Look before turning.

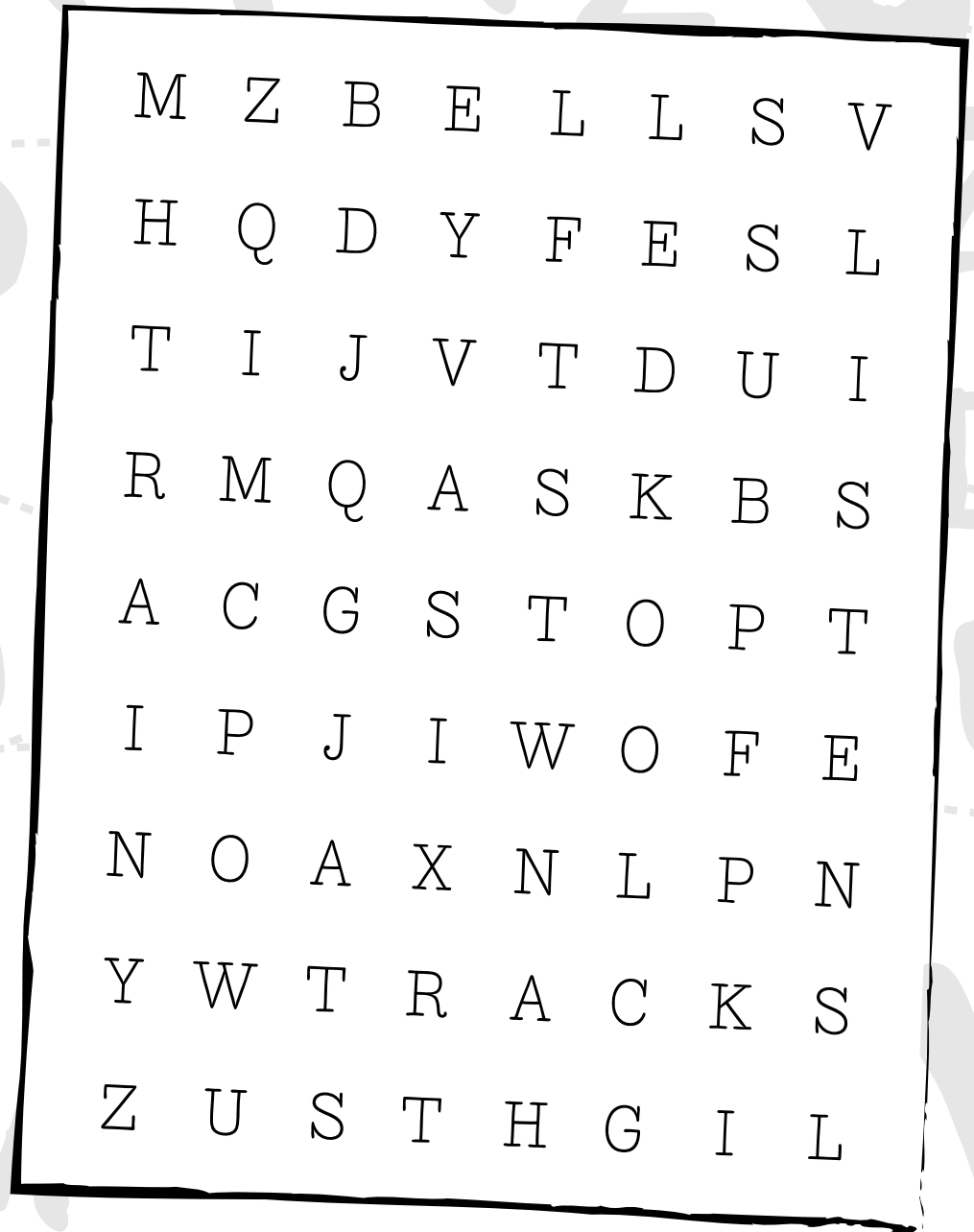


Wear reflective gear if riding at night.
Watch for parked cars.

2




Find the Hidden Words



STOP
LOOK
LISTEN
LIGHTS

WAIT
RIDE
TRACKS
BUS

GATES
BELLS
TRAIN



1. If you are listening to music, you may not hear the train approaching.

TRUE FALSE

2. Taking a shortcut across tracks is against the law.

TRUE FALSE

3. Trains are big and heavy and always move slow.

TRUE FALSE

4. Trains have steering wheels and can swerve around objects on tracks.

TRUE FALSE



9. Catenary wires provide electrical power to some trains.

TRUE FALSE

10. When waiting for the bus, stand away from the curb.

TRUE FALSE

11. It is okay to stand on the yellow safety line if there is no train.

TRUE FALSE

12. Throwing rocks at the train can cause a serious injury.

TRUE FALSE

5. The bus will stop and pick you up from any location.

TRUE FALSE

6. Only one train at a time can travel through a crossing.

TRUE FALSE

7. If the gate remains down after the train passes, it is stuck.

TRUE FALSE

8. You must purchase and validate your ticket to ride the light rail train.

TRUE FALSE



TRUE
or
FALSE



1 = A ! = B
 3 = C @ = D
 5 = E # = F
 7 = G \$ = H
 9 = I % = J
 11 = K :) = L
 13 = M

CRACK the CODE

& = N 15 = O
 * = P 17 = Q
 ? = R 19 = S
 } = T 21 = U
 < = V 23 = W
 + = X 25 = Y
 > = Z

Use the code to solve the safety messages.

1.

█	19	}	15	*	█
█	:)	15	15	11	█
█	1	&	@	█	█
:	9	19	}	5	&

2.

█	15	!	5	25	█	█
█	19	9	7	&	19	█
█	█	1	&	@	█	█
19	9	7	&	1	:)	19

3.

█	@	15	█	&	15	}	█
3	?	15	19	19	█	9	&
#	?	15	&	}	█	15	#
█	1	█	!	21	19	█	█

4.


@	15	█	&	15	}	█	*	21	}
█	9	}	5	13	19	█	15	&	█
█	█	}	?	1	3	11	19	█	█

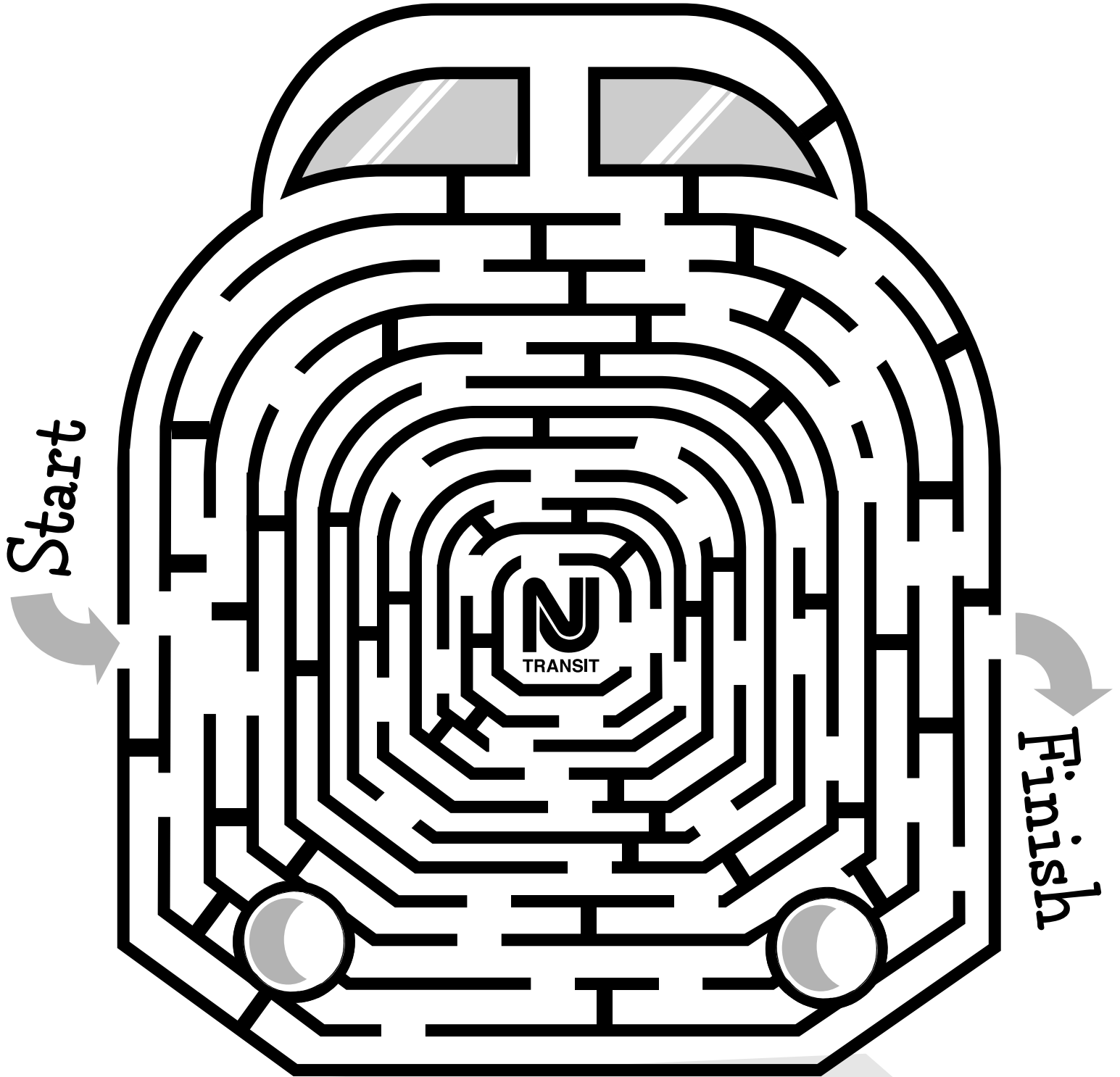
5.

&	5	<	5	?	█	}	1	11	5	█	19	\$	15	?	}	3	21	}	19
█	█	█	1	3	?	15	19	19	█	}	?	1	3	11	19	█	█	█	█

6.

19	}	1	25	█	15	#	#
?	1	9	:)	?	15	1	@
!	?	9	@	7	5	19	█






Ride *the* MAZE

**STAY OFF
THE TRACKS**

6



When Waiting for & Riding a Bus



- 1 NEVER RUN AFTER THE BUS**
- 2 WAIT FOR THE BUS AT DESIGNATED BUS STOPS**




- 3 SIT DOWN QUICKLY**

- 5 GET OFF THE BUS SAFELY**

- 6 DO NOT CROSS IN FRONT OF THE BUS**

- 4 KEEP AISLES CLEAR**

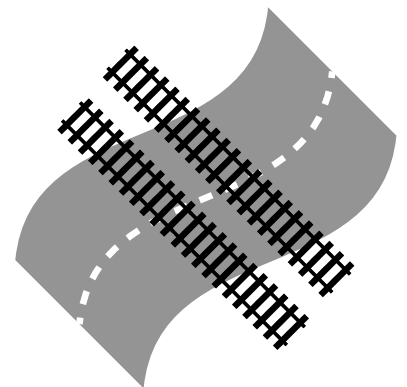
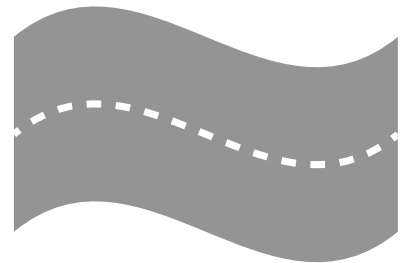
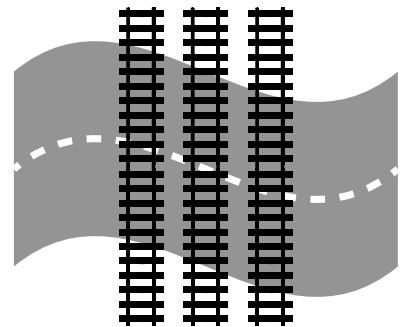
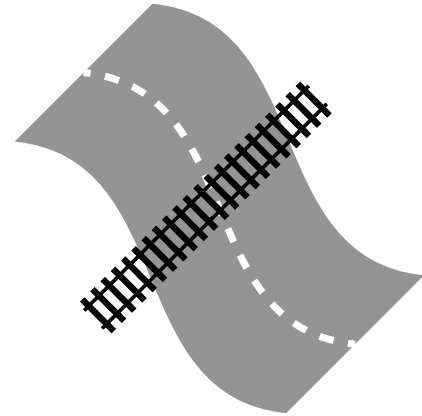
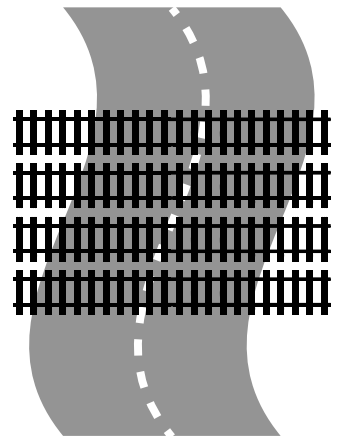


MATCH the TRACKS


Can you match the Multiple Track signs (LEFT) with the correct number of tracks (RIGHT)?

A "Multiple Track" sign indicates how many train tracks are at a crossing. When approaching a railroad crossing, check the Multiple Track sign on the Crossbuck (X-shaped railroad crossing sign). Remember, another train can come from either direction, on a different track.

If there is only one track, you will see the Crossbuck without the Multiple Track sign.



8




1. Rail _____ and _____ do not have _____.
drbseig nunltse kslldsewai
2. Always _____ your light rail _____.
dvaetil ktteci
3. _____ of the gap between _____ and trains.
weraB ofpsmtlar
4. Trains can _____ optical _____.
eetrca nlosisliu
5. "TVM" is short for _____.
tkcite ndngevi cheiamn
6. Keep _____ clear on _____.
ssiela ssueb
7. Do not _____ tracks and trains.
ttxe nraduo
8. Do not go around _____ gates.
ldewreo
9. If you _____ it on the _____, don't look _____.
odpr atkrc cbka
10. Tracks are for _____ and not for _____ games.
nrsait ygaphli
11. Trains _____ from either _____.
phoapcar endricito
12. Do not _____ after a _____.
nru ubs

ANSWER KEY


AISLES
APPROACH
AROUND
BACK
BEWARE
BRIDGES
BUS
BUSES
CREATE

DIRECTION
DROP
ILLUSIONS
LOWERED
MACHINE
PLATFORMS
PLAYING
RUN
SIDEWALKS


TEXT
TICKET
TRACK
TRAINS
TUNNELS
VALIDATE
VENDING



THE
WORDS





**When exiting,
do not cross
in front
of the bus.**



**Stay alert
near trains,
tracks and
on station
platforms.**

**Never walk,
play, bike or
take shortcuts
across tracks.**






HA! HA! HA!
HA! HA! HA!





FUN

Light rail trains move quietly; obey signs and signals.



When waiting for the bus, stand 2-3 feet from the curb.




Always look both ways before crossing tracks.

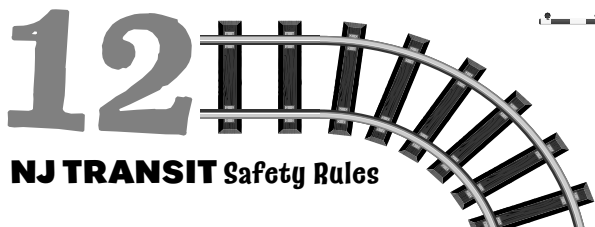
N-N-FACTS

NJ TRANSIT Safety Rules

I Spy Railroad TRACKS



FIND HOW MANY
AND COLOR THE
SAFETY SIGNS



NJ TRANSIT Safety Rules



**Yellow
Railroad
Crossing Sign**



**Train
Tracks**



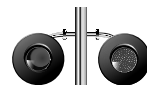
**Red &
White
Yield Sign**



**Railroad
Crossing
Gate**



**Danger
Rail Sign**



**Red
Flashing
Lights**



Crossbuck



**NJ TRANSIT
Train**




**Red Stop
Sign**




STAND BEHIND THE YELLOW SAFETY LINE NO RUNNING, PUSHING OR PLAYING ON THE PLATFORM

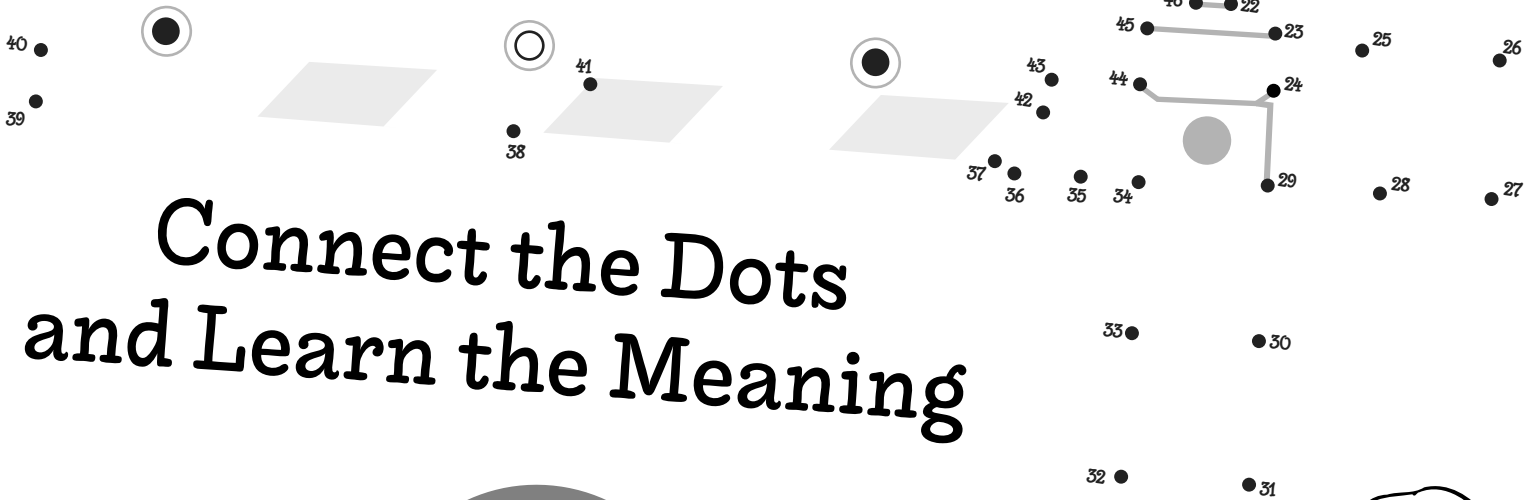
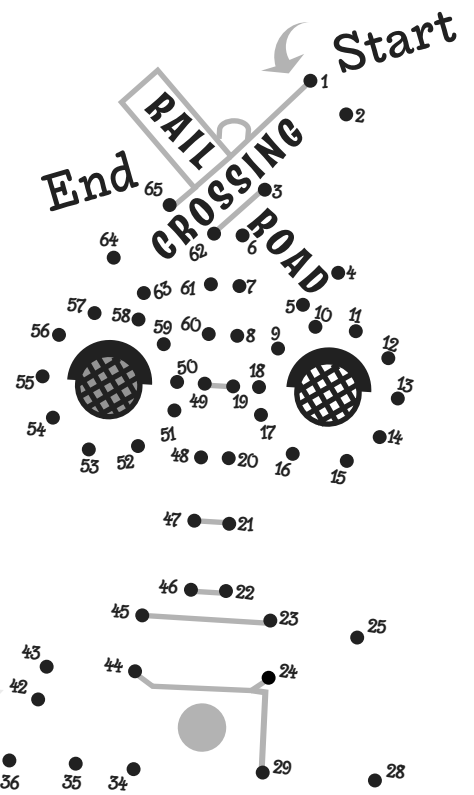
Please color shaded area yellow to represent the "YELLOW SAFETY LINE"



WATCH THE GAP BETWEEN THE PLATFORM & TRAIN



CONNECT & LEARN



Connect the Dots
and Learn the Meaning

When RED LIGHTS are flashing and BELLS are ringing, a train is coming. STOP!

LOWERED GATES mean a train is coming. Wait until gates are completely up before crossing. DO NOT GO AROUND LOWERED GATES!

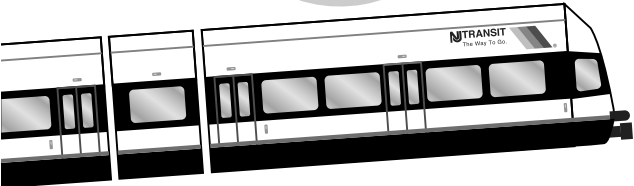
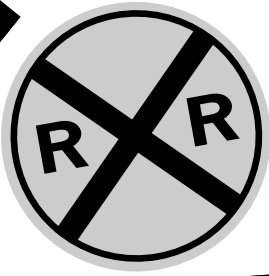

The RAILROAD CROSSING sign means you are at a railroad crossing. STOP, LOOK and LISTEN for trains!

The MULTIPLE TRACK sign means there is more than one track at a crossing. Trains come from either direction. LOOK BOTH WAYS!

14

NJ TRANSIT Safety Rules

PUZZLED about SAFETY?



ACROSS

1. It is never safe to walk _____ railroad bridges.
3. Trains cannot _____.
5. Trains cannot stop _____.
6. Railroad tracks are _____ property.
9. Walking or playing around tracks is _____.
11. Stay off, stay away, stay _____!
12. Tracks are only _____ enough for trains.
13. Always _____ your bike across tracks.
14. _____ for a second train when there are multiple tracks.
15. When crossing tracks, _____ signs and signals.

DOWN



2. Taking _____ across tracks is trespassing.
4. _____ on railroad property is against the law.
7. When around tracks or trains, _____ your ear buds.
8. Watch the gap _____ the train and station platform.
9. Wait for the bus at _____ stops.
10. If your car _____ on tracks, get out.

ANSWER KEY

ACROSS
ALIVE
BETWEEN
DANGEROUS
DESIGNATED
OBEY

PLAYING
PRIVATE
QUICKLY
REMOVE
SHORTCUTS
STALLS

SWERVE
WALK
WATCH
WIDE



1. **Taking shortcuts across tracks is:**
 - a. risky
 - b. against the law
 - c. all of the above

2. **Sitting on the edge of the station platform is:**
 - a. fun to do
 - b. okay if you are tired
 - c. dangerous and can result in serious injury

3. **When you see a train approaching:**
 - a. race across the tracks
 - b. stop and obey signs and signals
 - c. play some video games

4. **Before leaving your seat on a bus:**
 - a. yell out to the bus driver
 - b. wait for the bus to completely stop
 - c. check for bad weather

5. **Railroad bridges and tunnels are:**
 - a. made for people to use
 - b. good places to play
 - c. only for trains

6. **Riding a bike on tracks is:**
 - a. trespassing
 - b. unsafe
 - c. all of the above

THINK & CHOOSE




7. **Trains do not have:**
 - a. brakes
 - b. steering wheels
 - c. radios

8. **Never play around trains because:**
 - a. they can move at any time
 - b. you need a ticket
 - c. your shoes get dirty

9. **Look both ways before crossing tracks because:**
 - a. trains always follow the same schedule
 - b. trains can come from any direction at any time
 - c. you might see someone you know


10. **Trains take a long time to stop because:**
 - a. they are big, heavy and travel fast
 - b. the engineer is very busy
 - c. tracks are made of wood



CRAZY WORD GAME

THE CLASS TRIP

Play "Crazy Word Game" with a friend by asking them to pick words to fill in the blanks, then you write in the words. Once done, read the story... it's crazy fun!




One day _____ 's class took the train for a trip to _____. All the students walked to
(teacher's name) (place)
the train station, including _____ and _____. _____ was singing _____ while
(boy's name) (girl's name) (girl's name) (song title)
they waited safely behind the yellow line on the station platform. Suddenly they heard _____,
(sound)
followed by bells and _____-ing lights as the crossing gates came down. The train pulled into
(action word)
the station and _____ before stopping. The teacher and class carefully boarded the train,
(action word)
watching the gap between the train and platform. Once in their seats, the students began looking
out the windows as the train pulled away. "Look, there's a _____," said _____.
(thing) (boy's name)
"And there's a _____, _____, _____," laughed _____. The things they saw
(adjective) (adjective) (thing) (girl's name)
through the train windows were amazing. The students saw big _____ and small _____,
(things) (things)
they saw _____ cars and yellow _____. One of the students even thought he saw
(color) (animals)
_____, _____, _____. Everyone _____ when he said what he saw. In a short
(adjective) (color) (things) (exclamation)
time the train arrived at their destination. When the students got off the train they were very hungry
and all went to _____ for some _____.
(fun place) (treat)



Advanced Word Search

S E N G I N E E R H J K M
 V T D L E I Y W M N Z B U
 J K A C A T E N A R Y P S
 Y T W Y E G D I R B V L I
 T U R A L E R T X F M A C
 R N U E R T Z C Q C E T E
 E N T O S E M R W F Z F C
 P E V E U P A O A B S O N
 O L D F X L A S F E D R A
 R E Z W G T P S R F J M T
 P L S L A N G I S O X W S
 K Q X O P M W N C E D Q I
 P R I V A T E G Q V R Z D
 B C F R E G N A D H J K M
 D E T A N G I S E D L A W


PEDESTRIAN
 SIGNALS
 TRESPASSER
 CATENARY
 WIRES
 DESIGNATED
 CROSSING
 AREA
 GAP
 ALERT
 DANGER
 SAFE
 ENGINEER
 DISTANCE
 TUNNEL
 BRIDGE
 PRIVATE
 PROPERTY
 YIELD
 STAY
 OFF
 LAW
 PLATFORM
 TEXT
 MUSIC




CONNECT the DOTS!



When complete color the pedestrian sign yellow!





KEEP OFF


THE TRACKS

Crossbuck signs indicate there is a railroad crossing.



The railroad crossing sign is a warning sign.

20



NJ TRANSIT Safety Rules

NJ TRANSIT Safety Rules!



Certificate of Achievement

THIS CERTIFICATE IS AWARDED TO

.....
(your name)

.....
(your school, town)


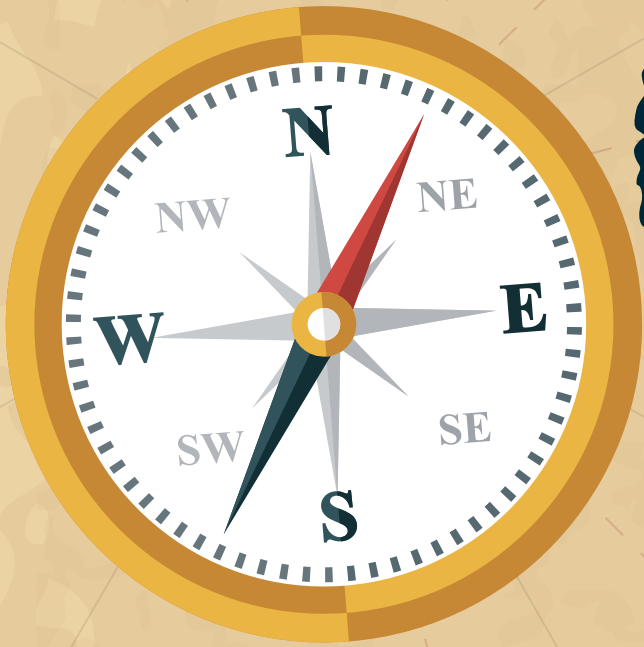
For an outstanding job in completing the
NJ TRANSIT "Safety Rules!" Activity
Book and learning how to stay safe
around trains and buses.



.....
(date)



NJ TRANSIT Rail System Map



Scan to find
the answers to
NJ TRANSIT's
Activity Book!



To see the full version click on
"maps" at njtransit.com.